



The Plastic Whittler



Our Next Meeting:

Our next meeting will be on **Monday, October 20th 6:30 pm**, at HobbyTown USA! Again due to continuing popular demand we're going to wrap up at 8 PM and go to Logan's for dinner.

News & This Issue

Fury Night: Page 4

Eduard Mask and Water Color Treatment: See Page 2

Son of Bruno: See Page 3

UPCOMING EVENTS	DATE
Fury Night at the Movies	10/21/2014
Build Day at HobbyTown USA— 10:30 AM	10/25/2014
Remembering Our Heroes—Ft. Oglethorpe WWII Re-Enactment— 3 PM Battle	10/25/2014
IPMS/Middle TN	11/15/2014
IPMS/AMPS/ Chattanooga Scale Modelers Association MODELCON	2/6&7/2015
Atlanta Model Figure and Armor Shows	2/13-15/2015
IPMS/Marietta	3/14/2015
Anniston AL – Phantom Phlashers Phurball	4/4/2015
IPMS/MTMA (Cookeville)	5/16/2015
IPMS/Warner Robins	6/6/2015
IPMS Nationals—Columbus	7/22-25/2015

The Monthly Newsletter of:
IPMS/AMPS/Chattanooga Scale Modelers Association
Lynn Petty - Chapter Contact
hlpetty@comcast.net

<http://www.chattanoogascalemodelers.com>
Ed Sunder —Webmaster

Book review: Jeff shares a few thoughts on the book *The Korsun Pocket*. See Page 5 & 6

Just for Fun: See Page 7 & 8

Our Last Meeting: Pages 9 to 12 show a series of photos and a list of who brought what

Our Last Build Day: Pages 13 to 14 shows photos from Emanuel.

Mike Moore Reports on Huntsville Show: See Pages 15 thru 18.

Oddities From Out and About: See Page 24 & 25


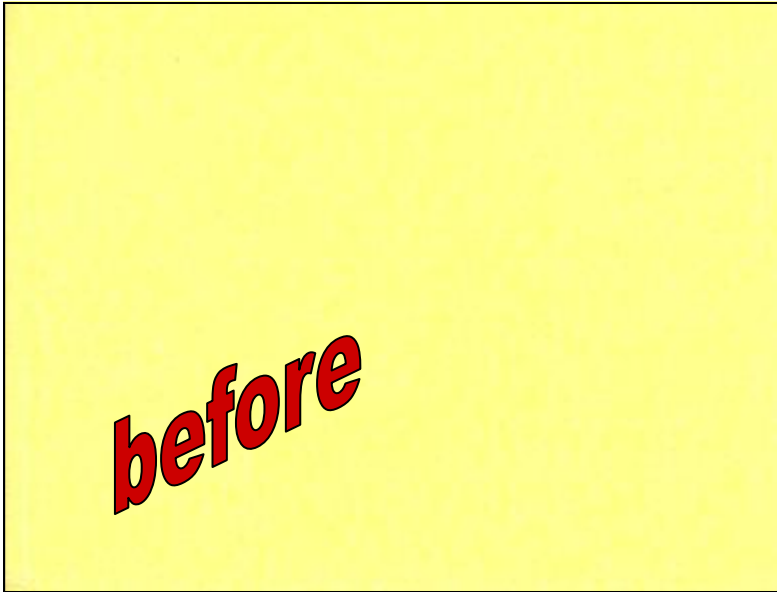
IPMS Renewal (Chapter Renewal is Coming Soon): See Page 23 Be up to date!!

Various Show Flyers are scattered about the end of this issue

Mike Mattheiss did a little update of our show logo and forwarded it to me. When he did he used his personal e-mail that has the following auto signature attached. His web site is well worth going to visit.!!! He does a lot of great illustration work!!



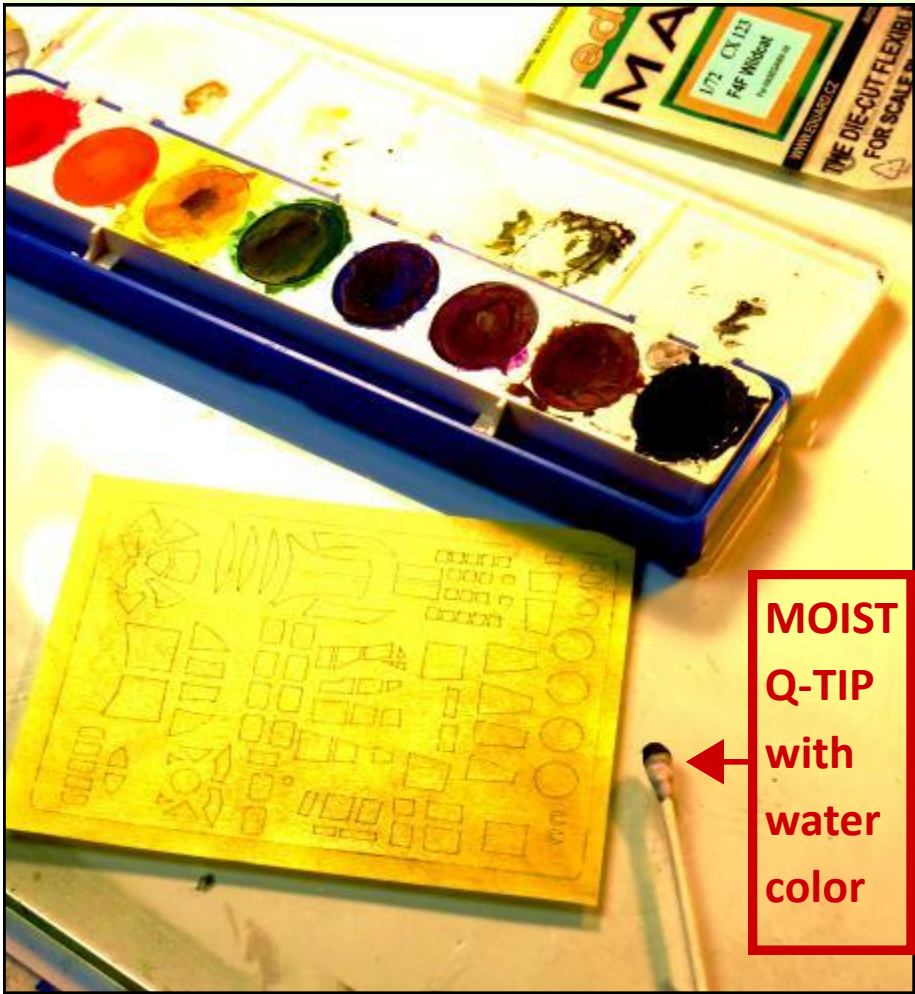
423-899-7391
mamattheiss@gmail.com
www.michaelmattheiss.com



Eduard Mask & the Water Color Treatment By Lynn Petty

I love the kabuki tape based Eduard die cut mask sets! They are almost a requirement these days as they hold the promise to make fast work out of what is otherwise a tedious exercise. With a HE-111 currently occupying my workbench and the thought of that framework on the nose and the numerous windows, I have to have it for this model! But, I've had a little bit of trouble finding a corner of a mask to peel off and use. Sometimes it would take me a moment just to orient the mask to find the top of the sheet. Not a lot of trouble mind you but just enough to aggravate. Finding a corner to pull the mask can be tedious. We as modelers often use a wash to bring out detail.

What's the difference here? NONE!



The first step is to flex the masks just enough to break out the die cuts. Not much mind you, and skipping this step would likely result in perfectly adequate results as well. It's the thought that counts! The next step is simple. Use a spot of damp water color (black of course) on a Q-tip and smear it around on top of the tape letting the black water color highlight the void in the die-cut outline of the mask. The goal of course is only make this moist enough to place the black color in the die cut and not actually wet the adhesive. It is very easy to achieve this without damaging the adhesive of the tape. I doubt any water actually makes it to the bottom of the die cut anyway. The scans above show before and after and I hope convey the result. I was very satisfied as this made masking go just a bit quicker on my He111.

(see page 8)

SON OF BRUNO!!!

This month Jack Showcases a model his son has built .



Mike Bruno's Award Winning TAMIYA Panzer II (old kit)

Mike has been busy in between BAND stuff and managed to finish this. He liked the flag that I did for my Panzer IV Ausf. G kit and decided to do his own.....He's MUCH better than I was at 15 !!!!! Mike has "discovered" MIG Pigments and raided my stash!!!!



According to IMDB and some of the TV commercials I've seen the release date for FURY has been moved up to OCTOBER 17th.

That is a Friday of course. The following Tuesday would be **October 21st, Tuesday** being the standard Carmike Discount Day!!!! \$2.00 popcorn and cokes!

I would propose that we meet at The Old Rave Theater (Now known as Carmike East Ridge) on Oct 21st. This may be one worth the 3D or Imax treatment so I'd say we opt for that first showing after 6 PM.

This would conveniently be the night immediately after our next meeting on Monday October 20th. We will do final planning at the meeting itself to make sure we all know the exact time and location to meet.

The note below is from the website IMDB. If you've never been to the IMDB website you really should go there soon if you're a movie buff. Lots of information to enjoy!!! IMDB's website includes a trivia section and that is the source for the lines below. We'll see at the movie how accurate this is!

"The Main Shermans used in Fury were : Fury M4A2 76mm HVSS from Bovington Tank Museum, M4A2 75mm VVSS from Tay Restorations, M4A2 76mm HVSS from Jeep Sud Est, M4A4 75MM VVSS from Adrian Barrell, M4A1 76mm VVSS."



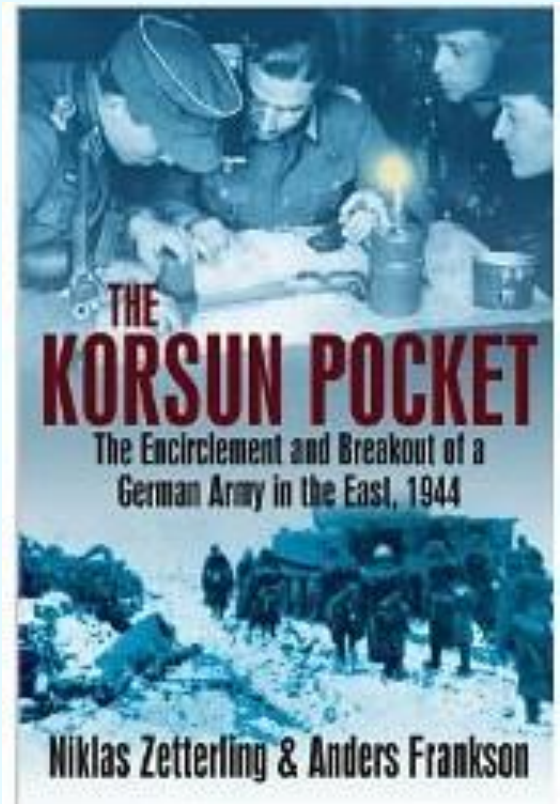
The Korsun Pocket

The Encirclement and Breakout of a German Army in the East, 1944

Have you ever wandered through McKay's Books? If you never been it's kind of like a cross between a Big Lots and a nice yard sale. Well, it's relatively clean, anyway. I remember the days back when it was up on Lee Highway close to the Highway 153 entrance/exit ramps and it seemed a little "hokie" to me but now, it's BIG BUSINESS to a lot of folks. And I must admit to occasionally selling stuff to them myself. I mean, with two girls in the house that love to read (besides their bookworm parents), what's not to love about turning in old books, videos, DVDs, etc. and getting credit for future purchases of "new" items? Notice also – you get more credit money for your trade-ins than you get cash, but that's also part of the charm.

A few months ago whilst my girls were on their Summer Vacation in Ohio and I was left here toiling at work (yes, I know, but just humor me, OK?), I went and treated myself to a walk-through of McKay's after supper. I was REALLY after a set of VHS I saw a couple of months earlier on the Crusades by the History Channel narrated by one of the Monty Python show characters. It is a GREAT series! Alas, it was gone, and if you spend much time at McKay's you'll notice that, if you want it and it's there, you had better get it then 'cause there's always someone out there looking for it, too. Sounds like a vendor room at a model show. Hmmmm ... sorry, I digress. During my walk-through I came across this book. Now, I had heard of it before and was aware of it but had put it in the "TOP 100" of my "wish list" for books. What's that mean? It means if I find it real cheap, I'll buy it. Well what do you know? There it was on the shelf. Again, in the past, if I've wanted something there AND it's something relatively nice, AND I've hesitated to buy it later ... I end up not finding it again 'cause someone else didn't wait. This time I decided not to wait. At \$12 I was somewhat put off but it is a hard back done by Casemate in 2008 with a then retail of \$32.95 and it was also in VERY good shape with no names, signatures, markings, etc. in the book. SOLD!

As the title says this book is about an event on the Eastern Front during WWII. Some may not be as familiar with this battle but it is one of the rather large encirclement operations during the beginning of 1944. The Soviets were thinking "second Stalingrad" and some may think this to be the case but the authors convincingly discuss the actions from both sides relatively well. Yes, the Soviet side is not as well "documented" as the German side but they still give credible information, much more so than the official US History Section's book that tells of this battle. The story is kind of like an old Western movie where the Cavalry comes to rescue the encircled wagon train. OK, it's VAGUELY similar but that'll give you an idea. The differences? General Mud, General Snow, and a plethora of T-34s running around. Oh, and don't forget some poor leadership at certain levels. No, the German's made poor tactical decisions at times thus not all stupid moves were Hitler's mistakes. What really sets this one apart from others is the mud involved. This affected BOTH sides tremendously. I mean, when T-34s can't easily get around and with Panthers & Tigers breaking down at unexpected moments, it has the harbingers of a really tense situation. Well, we basically know the Germans lost the war (although it does appear that SOME individuals forget that) but this is one point where, even in losing terrain and equipment, the Germans rescued many a soldier to fight another day. The authors

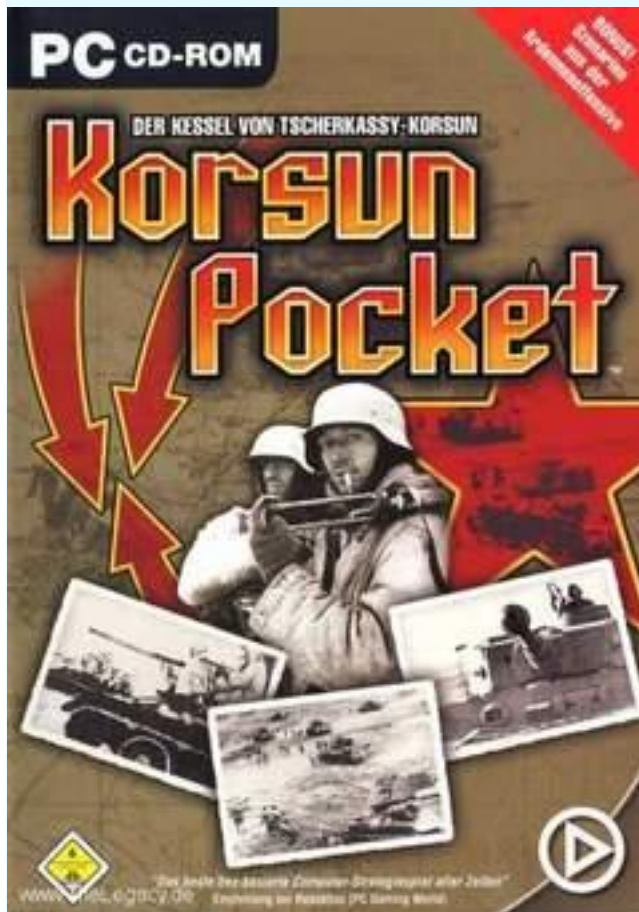


include appendices where strength and vehicle “head counts” are given to help the reader appreciate the difficulties encountered. One point I didn’t know at the time was that, of the 7 Panther Battalions on the Eastern Front at that time, 6 were committed to this battle. Speaking of which there’s a great section on the first day of action of the I/26th Panzer Regiment when they received their Panther tanks and put them into action for the first time. Just ‘cause they’re Panther’s don’t mean they don’t burn! Great read.

Bottom line: if you like to read a book that discusses what happened and skips a lot of propaganda (both Post War US and Soviet) then this book is highly recommended. I mean, after looking at how few tanks the Germans had operational and then seeing how they actually pulled off a good rescue operation, what more could you ask for? Oh, and you’ll come up with some great ideas for dioramas, too.

Thanks!

Jeff



JUST FOR FUN!!!!!!



From Mike Moore

Some random photos I've been meaning to send Lynn for newsletter fodder....

First up...Sorry Tom...



Second, by now everyone in creation knows I just moved. Have you ever wondered what 12 years' worth of stash, books, decals, aftermarket, paint, tools, and other miscellaneous modeling stuff looks like when reduced to a pile of boxes... wonder no more:



And third, I always wondered what folks did with those GI Joe type Dragon figures...now I know:



Continued from Page 2



Photos from our last meeting

1	Dave Blackwell	
2	Ben BonVillain	
3	John Brooks	
4	James Burton	1/35 ESCI M60A-1 w/Resin Upgrades W.I.P. & 1/35 Tamiya Chief-tain w/Accurate Armour Upgrade W.I.P.
5	Bob Colbert	1/72 Caracal Decals – EC-121R from Hannants
6	Mike Fiore	
7	Ben Gibby	
8	Horton Herrin	1/72 Hobby Boss A-7 from VA-147 on the USS Ranger / Vietnam
9	Don Hixson	Tamiya Mechanical Models / Tank Chassis & Cable Car
10	Steve Lewis	1/48 Eduard Fokker DVII Hungarian Communist Markings
11	Jeff Mattheiss	
12	Mike Moore	
13	Emmanuel Roland	Photos
14	Stan Stewart	
15	Ed Sunder	1/72 Hasegawa F-15DJ Japanese Ag-gressor
16	Roger Trochelman	












BUILD DAY - SEPTEMBER 20TH

Another fine day sitting round the table with friends and working on models!







Chattanooga's Annual Visit to the Rocket City

Report by Mike Moore

You know, it's been a long time since Petty and I have gotten lost. Or it seems that way. But it was time to go to Huntsville, so we pushed our luck. Neither of us had anything to enter, so it was a quick trip to drop off show flyers, see some friends and look

HPMS 38TH ANNUAL CONTEST

4 OCTOBER 2014



at some models. I've been to the show, in the same place, for 9 of the last 10 years; you'd think I'd remember which freeway exits to take, and which ramps to take to get home. You'd think wrong. Fortunately Mr. Petty's Mrs. Garmin kept us from hearing banjos even if she couldn't keep us on the shortest route.

As
for
the



show, it was a nice day. It's always good to get out and see some guys you haven't seen for a while. Always fun to see the Chicago Mafia, aka, Ronbo and Bruno (I still can't believe how many times those lunatics make the trip down here). The only bummer was the vending. It was way down from years past. I'm not sure what the reason was, but I sure hope it bounces back next year.

Oh yeah, there were some models. On the aircraft side, there were a couple of really nice Corsairs, an Eduard Tempest that had been converted to a Tempest II using more resin than plastic, and Ken Niles' DH 9. For armor, Tony Zadro had a couple of incredible pieces including an Israeli missile launcher built on a Sherman hull. And who knew a 1/350 NCC Enterprise was so damn big! We'll have to wait to hear how Don Hixson did with his scratch built Orca. [Editor Note—You won't have to wait too long! See the lon the next page....]





Chattanooga Member's Awards from Huntsville

James Ruiz's Jagdtiger took a 3rd, Pershing took a second, Flakpanzer and Panther both took firsts

Ed Sunder got a second place with his F-15DJ.

Don Hixson got a first place for his scratch built ORCA.



Chattanooga ModelCon

February 6th & 7th 2015

**CHATTANOOGA TRADE AND CONVENTION
CENTER**

- Same Location as Last Year
- **NNL Style Judging for automotive entries with our Gold Silver Bronze Format for all other models—Check our Website for Guidelines**
 - Improved Speedier Judging Software
 - 18,000 SF of Carpeted Space
 - Well Lit and Spacious Convention Center
- Same Weekend as the Chattanooga Boat Show

Plans Include:

- Show rate at the convention Hotel
- Vendors can be open for business and registration to begin early Friday afternoon
- Friday Night Hospitality Room
- And more...check out our web site—Updates as plans come together

Show Hours

Fri 2 - 7 PM

Sat 8 - 4 PM ish

Vendor Info

8 FT—Tables

\$25 prepay

\$30 late pay

www.chattanoogascalemodelers.com



General Contact—Mike Moore maxwinthrop@yahoo.com

Vendor Contact—Jeff Mattheiss emilyshouse@juno.com





MODEL CONTEST

**November 15, 2014 9:00 am - 5:00 pm
Rutherford County Agricultural Center
315 John Rice Boulevard, Murfreesboro, TN
37129**

**Theme: 50th Anniversary of the Ford Mustang & 100th
Anniversary of the Great War**



Vendor information:

Walter Bowen 615-429-5191 bowen723@juno.com

www.ipmsmiddletennessee.com



Atlanta Model Figure and Armor Shows

February 13-15, 2015

2015 Figure Theme:
Napoleon's 100 Days
150 Anniversary

free seminars

workshop offered


silent auction

large vendor area

theme participation award

www.atlantafigures.org

www.ampsatlanta.org



Build for Victory!

**HISTORY
THROUGH
MODELING**

*International Plastic
Modelers Society*



JULY 22-25, 2015

Hosted by IPMS Eddie Rickenbacker • www.ipmsusa2015.com



Membership

IPMS/USA is dedicated to the hobby (and fun) of scale modeling. It was started by Jim Sage of Dallas, Texas, in 1964. There are now branches of IPMS all over the world. Our local regions and chapters sponsor model shows and contests every year, but you needn't be a member to visit the shows or attend the club meetings!

With IPMS/USA membership, you will receive the outstanding *IPMS/USA Journal* six times a year. It includes features on all modeling subjects such as aircraft, armor, automotive, ships, figures—you name it! You will also find listings of IPMS contests, swap meets, hints and tips, and reviews.

Membership also qualifies you to participate in IPMS/USA sanctioned contests, particularly our world-famous **National Convention**, held each summer. As a member, you'll also be able to access our online discussion board, where a wide variety of modeling topics are discussed, and enjoy interaction with other serious modelers for help with questions about modeling techniques or IPMS in general. Many hobby shops and model vendors around the country offer discounts to IPMS/USA members.

Memberships are available in several types:

Junior: 17 years old or younger, \$12 per year

Adult: \$25 for 1 year
\$49 for 2 years
\$73 for 3 years

Family: Adult membership plus \$5 (additional membership cards as requested)

Canada or Mexico: \$30 per year

Foreign: \$32 per year (*Journal* via regular mail) or \$55 per year (*Journal* via air mail)

Payment Information: Online payment may be made via credit card only.

Downloadable IPMS/USA Application Form (in PDF, 100KB).

Applications using payment via check or money order should be printed and mailed to:

IPMS/USA
Dept. H
P.O. Box 2475
N. Canton, OH 44720-0475

For any questions or problems with your membership application/renewal, please contact the IPMS/USA Office Manager, **Ms. M.J. Kinney**, at manager@ipmsusa.org.

IPMS/USA MEMBERSHIP FORM

IPMS No.: _____ Name _____
First Middle Last

Address: _____

City: _____ State: _____ Zip: _____

Phone: _____ E-mail: _____

Signature (required by P.O.) _____

Type of Membership Adult, 1 Year: \$25 Adult, 2 Years: \$49 Adult, 3 Years: \$73

Junior (Under 18 Years) \$12 Family, 1 Year: \$30 (Adult + \$5, One Set Journals) How Many Cards? _____

Canada & Mexico: \$30 Other / Foreign: \$32 (Surface) Other / Foreign: \$55 (Air)

Payment Method: Check Money Order Credit Card (MC/ VISA only)

Credit Card No: _____ Expiration Date: _____

If Recommended by an IPMS Member, Please List His / Her Name and Member Number:

Name: _____ IPMS No.: _____

IPMS/USA

Join or Renew Online at: www.ipmsusa.org

P.O. Box 2475

North Canton, OH 44720-0475

Please use this form for both New Member applications and Renewals for existing members. Your expiration issue is shown just above your name and address on the back cover.

You may copy this form if you wish. Please mail form and payment to:

**IPMS/USA,
PO Box 2475,
North Canton, OH
44720-0475**

You see the oddest stuff in the strangest places...

From Mike Moore

So, last year sometime my 70 year old uncle, who lives in Maine, decided he needed a 35 foot trawler (pretty big powerboat). And then he managed to convince my 74 year old dad that he needed to help deliver the boat from Florida to Maine. On the surface, this may not seem too strange being as though they both pretty much grew up on and around boats. Heck, my old man lived aboard until my uncle came along. But, digging a little deeper, it makes less sense when you realize that neither man has been involved with boats since one graduated from high school, and the other mustered out of the Navy after a short hitch. Be that as it may, Uncle Wells bought a boat, took delivery of it this spring in Jacksonville, and conned Dad into doing the trip up the ICW to Maine.



I know, everyone is now wondering just what the H#*L the Moore family history has to do with a scale modeling club newsletter. Well, to start his trip off, Dad flew into Knoxville, visited a friend in Oak Ridge, and then drove down to meet up with me. Then, in a long story made short, I ended up driving him down to Jacksonville to meet up with his brother and the boat. So, I'm pulling into this old, run down marina of sorts just south of JAX, and we're trying to figure out where we're supposed to be. So Dad is looking for Wells, and I'm looking at boats and all kinds of other stuff. Some really eclectic stuff. And one really big, fairly unique tank



So I'm thinking "that really looks like a Space Shuttle main tank". But I'm also thinking, "why would a Space Shuttle main tank be sitting up here in Jacksonville, out in this miserable little excuse for a rundown marina".

So I drive over, and sure enough, it's a

shuttle tank, on its own purpose made transport cradle:

I never did find anyone who could explain what that thing was doing there, or even how long it had been there. I also thought it was interesting that the "NASA Property" sticker was still on it, and kind of have my suspicions that the presence of that sticker means that it's removal from NASA grounds was less than on the up and up, but what the hell, it's not like NASA is using the damn things anymore.



And once again shows that you end up seeing the damndest things in the damndest places.

As for the two old men and the boat, they got the boat to Maine without too much drama, though I had my concerns when I got on board and saw a book on the chart table... *Seven Steps For Successfully Docking Your Boat...*